

VIDYA NIKETAN PUBLIC SCHOOL



**HOLIDAY
HOMEWORK
CLASS- II
SESSION- 2024-2025**

G.K

CH:- 13,14 AND 15 DO IN G.K TEXTBOOK AND LEARN IT.

ART AND CRAFT

DO. PAGE- 18,20 AND 24 MAKE THEM BEAUTYFULLY AT HOME AND BRING IT AFTER SUMMER VACCATION (USE HANGING MATERIAL ALSO).

LIFE SKILL

CH:- 1 (THINK AND DO PAGE NO-8) IN YOUR TEXT BOOK.
CH:- 3,4 READ THE CHAPTER AND DO THE EXERCISE IN TEXTBOOK.

ENGLISH

1. READ CHAPTER- 4 (TRAPPED IN TOY WORLD).
2. WRITE 10 HARD WORDS FROM THE CHAPTER IN ENGLISH NOTEBOOK.
3. DO PAGE- 32 IN ENGLISH TEXTBOOK AND ENGLISH NOTEBOOK WITH PROPER DIAGRAM AND COLOUE IT.
4. DO PAGE-33 (USE WORD CHECK) IN ENGLISH BOOK AND NOTEBOOK.
5. WRITE 10 SINGULAR AND PLURAL WORDS IN ENGLISH NOTEBOOK (PAGE- 37).
6. COLOUR THE PRINCESS (PAGE- 40) IN TEXTBOOK.
7. READ ONE STORY DIALY AND LEARN NEW WORDS.
8. LEARN CH-2 AND CH-3.

E.V.S

1. PLANT A SEED IN SMALL POT AND OBSERVE IT GROWING. BRING THAT POT WITH PLANT WHEN YOU JOIN BACK SCHOOL.
2. READ CH-4 (FOOD).
3. DRAW ANY 4 FOOD ITEMS OF YOUR CHOICE AND WRITE THEIR NAMES IN E.V.S NOTEBOOK.
4. DRAW AND WRITE ABOUT:-
 - i) ENERGY GIVING FOOD.
 - ii) BODY BUILDING FOOD.
 - iii) PROTECTIVE FOOD.(DO IN E.V.S NOTEBOOK)
5. WRITE ABOUT FOOD FROM DIFFERENT REGIONS (PAGE-27) IN YOUR NOTEBOOK.
6. DEFINE BALANCE DIET AND DRAW IT.
7. LEARN CH-2 AND CH-3.

हिंदी

1. एक परिवार वृक्ष बनाए तथा प्रत्येक सदस्यों के चित्र चिपकाकर उनका परिचय दीजिए.
2. किन्हीं पांच फलों के चित्र बनाकर चिपक कर उनका नाम लिखिए I
3. किन्हीं पांच फूलों के चित्र बनाकर चिपक कर उनका नाम लिखिए I
4. किन्हीं पांच पेड़ों के चित्र बनाकर चिपक कर उनका नाम लिखिए I
5. अपना परिचय देते हुए अपने बारे में पांच अथवा 6 पंक्तियां लिखिए I

नोट:

- सभी ग्रह कार्य अपनी हिंदी की उत्तर पुस्तिका में ही पूरा करें I
- सुंदर लेखन के साथ कार्य पूरा करें I

- सभी कार्य को करते समय दिनांक का होना अनिवार्य है।

MATHS

1. WRITE IN NUMBERS.

FIFTY FOUR =

TWENTY FIVE =

NINETEEN =

SIXTY EIGHT =

THIRTY FIVE =

2. WRITE IN WORDS.

56 =

15 =

42 =

89 =

71 =

3. WRITE THE NUMBER IN REDUCE FORM.

7 TENS + 5 ONES =

4 TENS + 8 ONES =

6 TENS + 5 ONES =

9 TENS + 9 ONES =

8 TENS + 0 ONES =

4. WRITE THE NUMBER IN EXPANDED FORM.

26 = _____ TENS + _____ ONES

71 = _____ TENS + _____ ONES

42 = _____ TENS + _____ ONES

54 = _____ TENS + _____ ONES

5. USE THE CORRECT SYMBOLS (<, >, =).

22 42

99 44

35 32

82 89

40 40

56 56

6. WRITE THE NUMBERS IN ASCENDING ORDER.

25 , 20 , 24 , 27 _____ , _____ , _____ , _____

81 , 77 , 24 , 79 _____ , _____ , _____ , _____

26 , 96 , 81 , 35 _____ , _____ , _____ , _____

50 , 10 , 40 , 20 _____ , _____ , _____ , _____

7. WRITE THE NUMBER IN DESCENDING ORDER.

82 , 56 , 29 , 75 _____ , _____ , _____ , _____




92 , 85 , 77 , 61 _____ , _____ , _____ , _____

23 , 60 , 41 , 59 _____ , _____ , _____ , _____




12 , 28 , 32 , 23 _____ , _____ , _____ , _____

8. COLOUR THE SHAPES ACCORDINGLY.

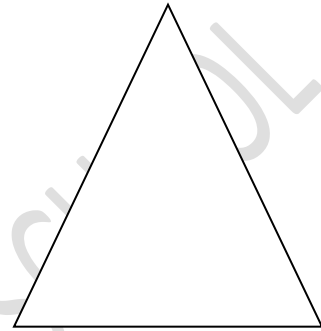

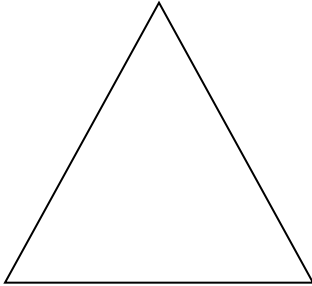
RECTANGLE **ORANGE**



CIRCLE **GREEN**



TRIANGLE **BLUE**



VIDYA NIKETAN PUBLIC SCHOOL